



# ARCHITECTURAL GRADE PVC

# CONTENTS

<b>04</b>	<b>Brackets</b>	<b>24</b>	<b>Window Shutters</b>
<b>06</b>	<b>Outlookers</b>	<b>26</b>	<b>Window Panels</b>
<b>08</b>	<b>Braces</b>	<b>28</b>	<b>Flat Trim</b>
<b>10</b>	<b>Corbels</b>	<b>30</b>	<b>Flat Arch Trim</b>
<b>12</b>	<b>Rafter Tails</b>	<b>32</b>	<b>Gable Vents (Recessed)</b>
<b>14</b>	<b>Gable Brackets</b>	<b>34</b>	<b>Gable Vents (Surface Mount)</b>
<b>16</b>	<b>Gingerbreads</b>	<b>36</b>	<b>Wainscot Paneling</b>
<b>18</b>	<b>Columns</b>	<b>38</b>	<b>More Products</b>
<b>20</b>	<b>Pilasters</b>	<b>44</b>	<b>Manufacturing</b>
<b>22</b>	<b>Pediments</b>		

# EXPANDED CELLULAR PVC

PVC has been a favorite in leading industries for years. We traditionally manufactured materials like metal, urethane, hardwoods and softwoods. However, to fulfill new design needs, we have responded to our customers' desire for more versatile design options with our innovative PVC product line. As the market shifts, demanding green, more durable and affordable alternatives; our goal is to provide our customers with the latest, most expansive customizable products available to date



- HIGH-TECH & ECONOMICAL
- WATER RESISTANT
- LONG-LASTING QUALITY

Our exclusive online design tool allows you to create endless product options. If you can dream it, we can make it. Add your personality with a limitless range of shapes, sizes, and thicknesses. When off-the-shelf products just won't do, our leading product line is the perfect solution. Project-perfect products at off-the-shelf pricing.



- MADE TO ORDER
- ENDLESS VERSATILITY
- LIMITLESS PRODUCTS

Innovative PVC manufacturing processes allow us to create one-of-a-kind products that would be difficult for traditional carpenters to replicate. While providing none of the negative aspects of wood, it can be cut, drilled, nailed, glued, and screwed just like wood, providing great workability and fast installation.





# BRACKETS

PVC brackets are ideal for adding visual appeal to the exterior details of your home. Architects, contractors, remodelers, and homeowners choose PVC brackets because their tough, moisture-resistant construction permanently eliminates maintenance concerns.



- 1 CHOOSE A STYLE: \_\_\_\_\_
- 2 ENTER MEASUREMENTS:  
H: \_\_\_\_ W: \_\_\_\_ D: \_\_\_\_
- 3 CUSTOMIZE STYLE:  
Lap Brace, End Profile, Brace

## LAP BRACE

Thickness and Width can be customized from 1" to 8"



NO LAP BRACE



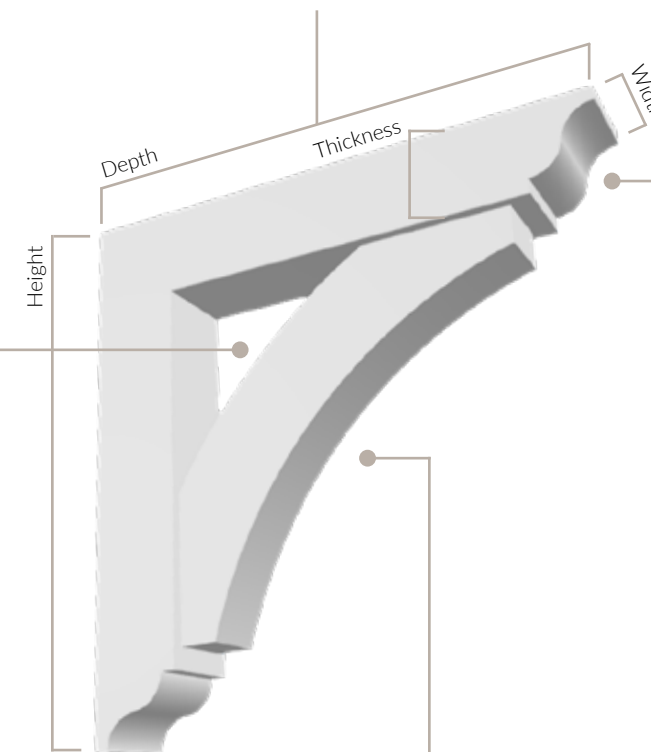
LAP BRACE



PIERCING LAP BRACE

## TOP & BACK CHORD

Depth from 6" to 48"  
Height from 6" to 48"  
Width from 1" to 8"



## BRACE

Choose from various styles.  
Width from 1" to 8"



OLYMPIC



TRADITIONAL



THORTON



FUNSTON

AND MORE...

## END PROFILE

There are various styles to choose from, including:



STEP



IONIC



SLAT



BLOCK



TRADITIONAL



# OUTLOOKERS

PVC outlookers marry style and performance and can stand alone as accents to eaves or window boxes or be combined with our rafter tails and beams to create a unique trellis system to enhance garage doors, entry ways, patios and more



- 1 CHOOSE A STYLE: \_\_\_\_\_
- 2 ENTER MEASUREMENTS:  
H: \_\_\_\_ W: \_\_\_\_ D: \_\_\_\_
- 3 CUSTOMIZE STYLE:  
Lap Brace, End Profile, Brace

## LAP BRACE

Thickness and Width can be customized from 1" to 4"



NO LAP BRACE



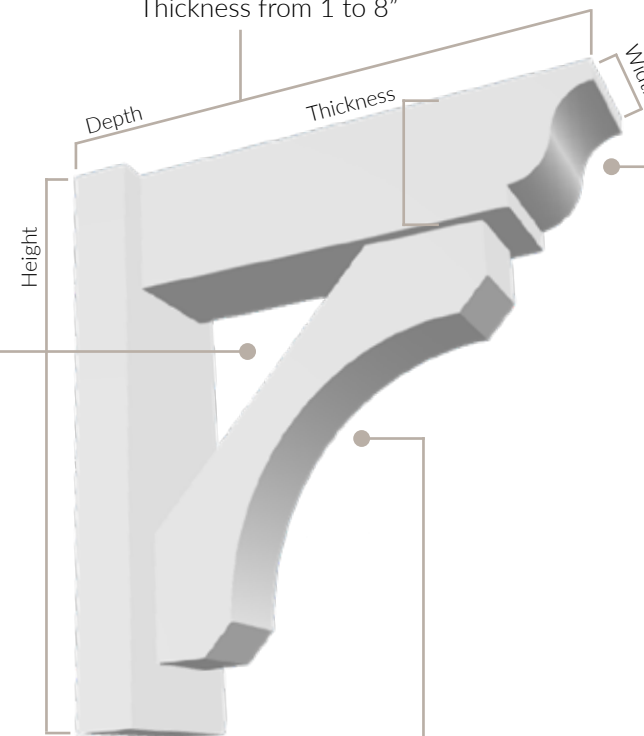
LAP BRACE



PIERCING LAP BRACE

## TOP CHORD & BACK PLANK

Depth from 6" to 48"  
Height from 6" to 48"  
Width from 1" to 6"  
Thickness from 1 to 8"



## END PROFILE

Top Chord can have various styles.



STEP



IONIC



SLAT



BLOCK



TRADITIONAL

## BRACE

Choose from various styles.  
Width from 1" to 8"



OLYMPIC



TRADITIONAL



THORTON



FUNSTON

AND MORE...



## BRACES

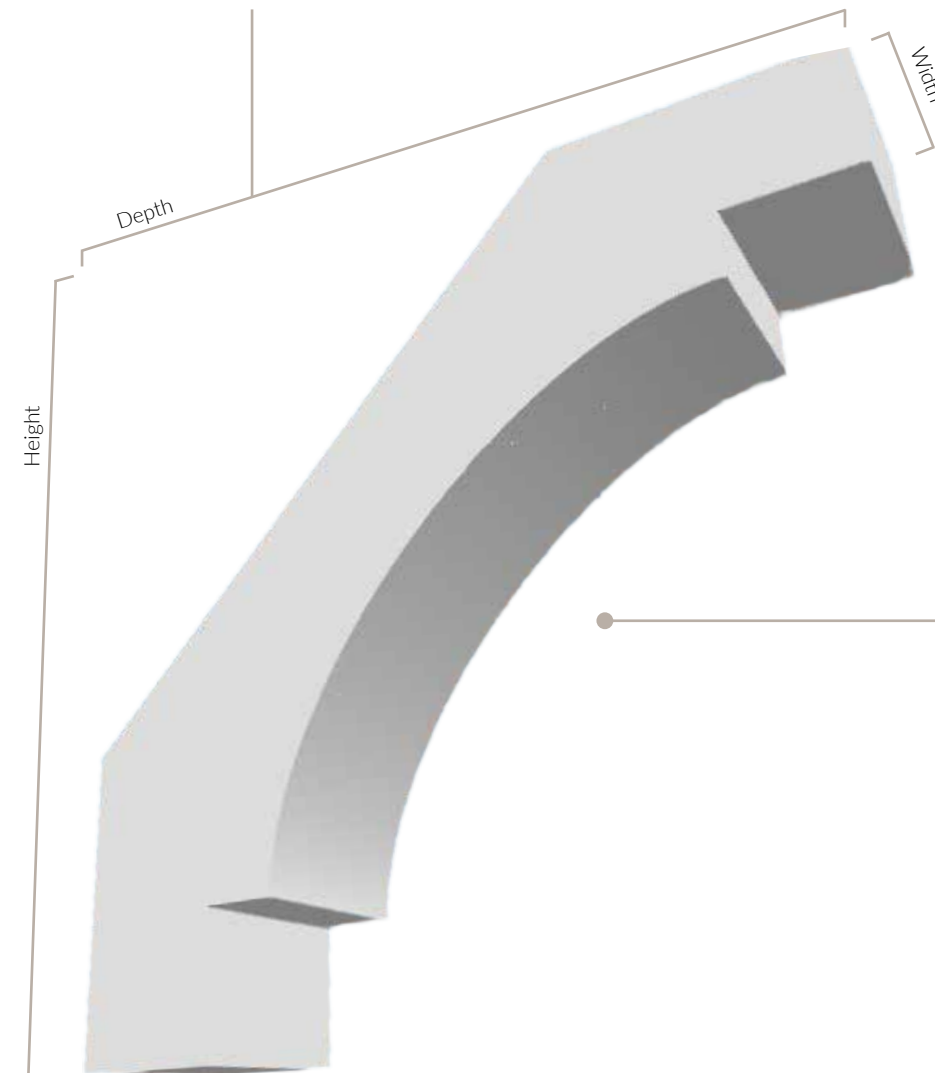
The versatility of PVC braces enables you to achieve greater flexibility in design and scale. Even our largest brackets are relatively light weight, resulting in easier installation, making a grand statement on porches, overhangs and entryways.



- 1 CHOOSE A STYLE: \_\_\_\_\_
- 2 ENTER MEASUREMENTS:  
H: \_\_\_\_ W: \_\_\_\_ D: \_\_\_\_
- 3 PICK CONSTRUCTION:  
Open, Solid, Closed

### DIMENSIONS

Depth from 4" to 36"  
Height from 4" to 36"  
Width from 1" to 8"



### BRACE STYLES

There are various styles to choose from, including:



IMPERIAL



LEGACY



OLYMPIC



STANFIELD



THORTON

AND MORE...

PVC braces are the perfect low-cost, high-impact solution for commercial, multi-family, and residential projects. With such a wide variety of styles and sizes, they have become a favorite among building features for their immediate improvement and ease.



# CORBELS

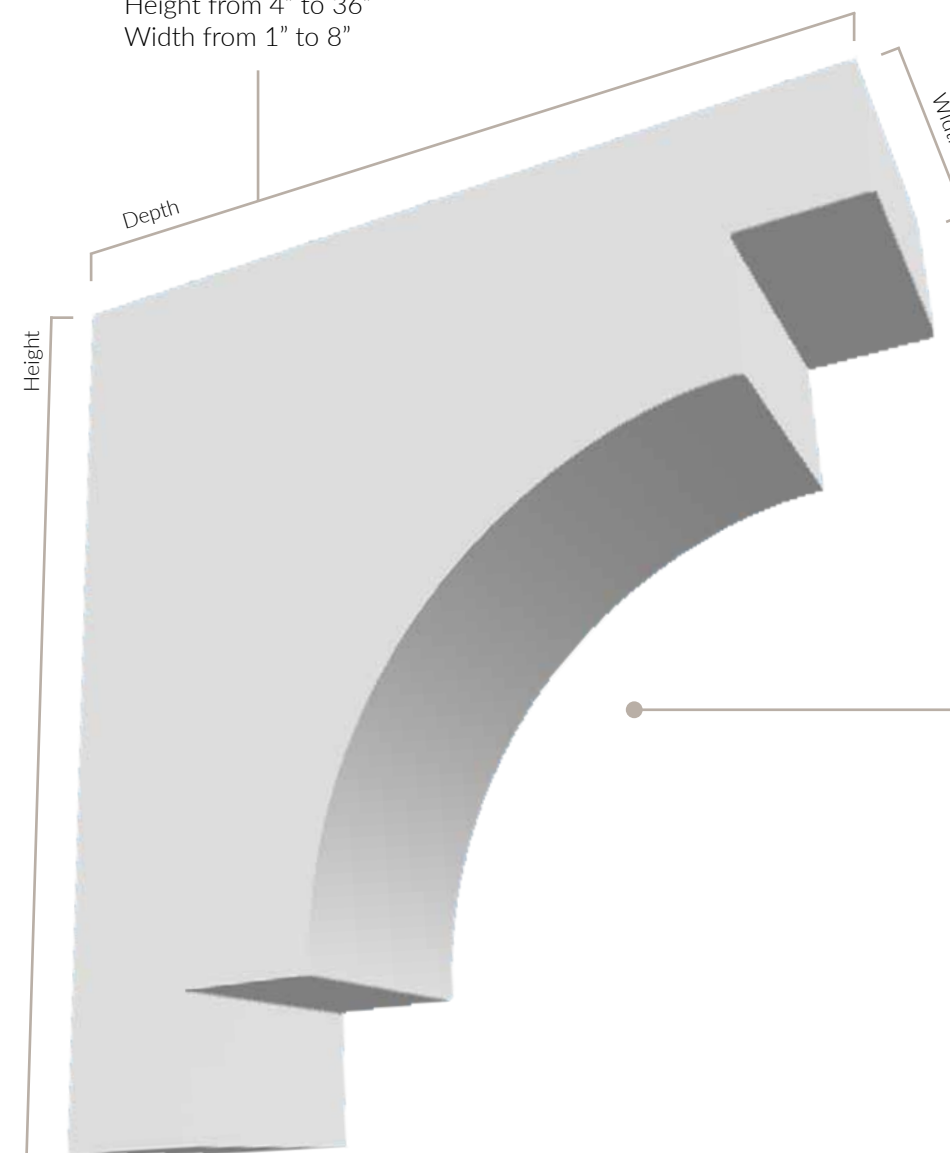
Corbels add an extra facet of architectural ornament to archways, cornices, cabinetry, shelving and much more. They can be subtly incorporated into a structure or project to enhance the visual charm and overall balance of the look you wish to achieve.



- 1 CHOOSE A STYLE: \_\_\_\_\_
- 2 ENTER MEASUREMENTS:  
H: \_\_\_\_ W: \_\_\_\_ D: \_\_\_\_
- 3 PICK CONSTRUCTION:  
*Open, Solid, Closed*

## DIMENSIONS

Depth from 4" to 36"  
Height from 4" to 36"  
Width from 1" to 8"



## CORBEL STYLES

There are various styles to choose from, including:



GARNER



HUNTINGTON



MEDITERRANEAN



NEWPORT




NEW BRIGHTON

AND MORE...



# RAFTER TAILS

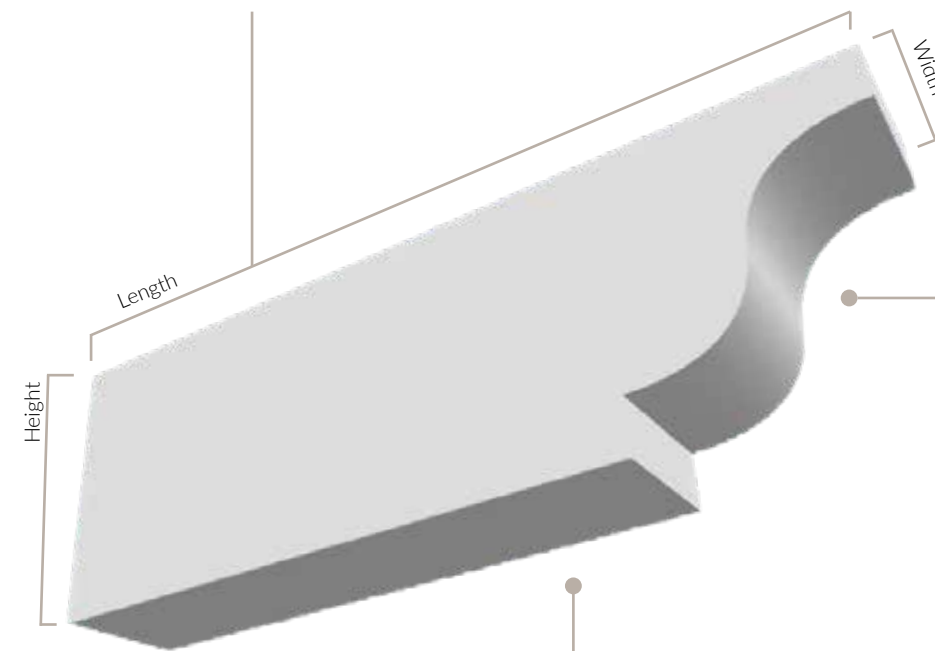
PVC rafter tails are the perfect maintenance-free solution to enhance ordinary breezeways, verandas, porches, eaves and gutter systems. Because they are moisture resistant and durable they can withstand all elements and keep your home beautiful longer.



- 1 CHOOSE A STYLE: \_\_\_\_\_
- 2 ENTER MEASUREMENTS:  
H: \_\_\_\_ W: \_\_\_\_ L: \_\_\_\_
- 3 PICK CONSTRUCTION:  
Open, Solid, Closed

## DIMENSIONS

Length from 6" to 96"  
Height from 4" to 48"  
Width from 1" to 8"



## END OPTIONS

End Length from 4" to 35"



SINGLE END



DOUBLE END

## RAFTER TAIL STYLES

There are various styles to choose from, including:



HUNTINGTON



NEWPORT



PESCADERO



RIDGEWOOD



YORKTOWN

AND MORE...



# GABLE BRACKETS

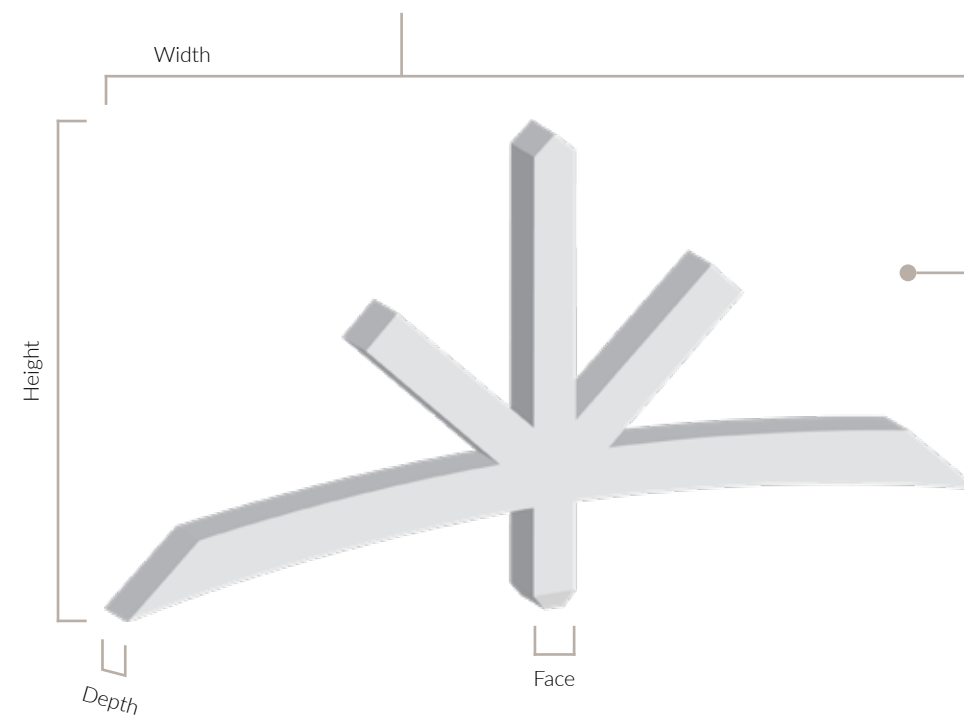
Gable Brackets are an excellent addition to homes or in large venues to add architectural interest and detail. These handcrafted pieces look great in gazebos and pergolas and are a perfect way to dress up porches and entrances.



- 1 CHOOSE A STYLE: \_\_\_\_\_
- 2 ENTER MEASUREMENTS:  
H: \_\_\_\_ W: \_\_\_\_ P: \_\_\_\_
- 3 CHOOSE OPTIONS:  
Vertical Webs, Post, Frame

## DIMENSIONS

Height from 12" to 72"  
Width from 12" to 72"  
Depth from 1" to 8"  
Face from 3" to 8"



## BRACKET STYLES

There are various styles to choose from, including:



KENNEWICK



PORTLAND



ALBERTA



BELLINGHAM



SARATOGA

AND MORE...

## CUSTOMIZATION OPTIONS

Various options are available for all styles.



DIAGONAL WEB



VERTICAL WEB



KING POST END



FRAME





# GINGERBREADS

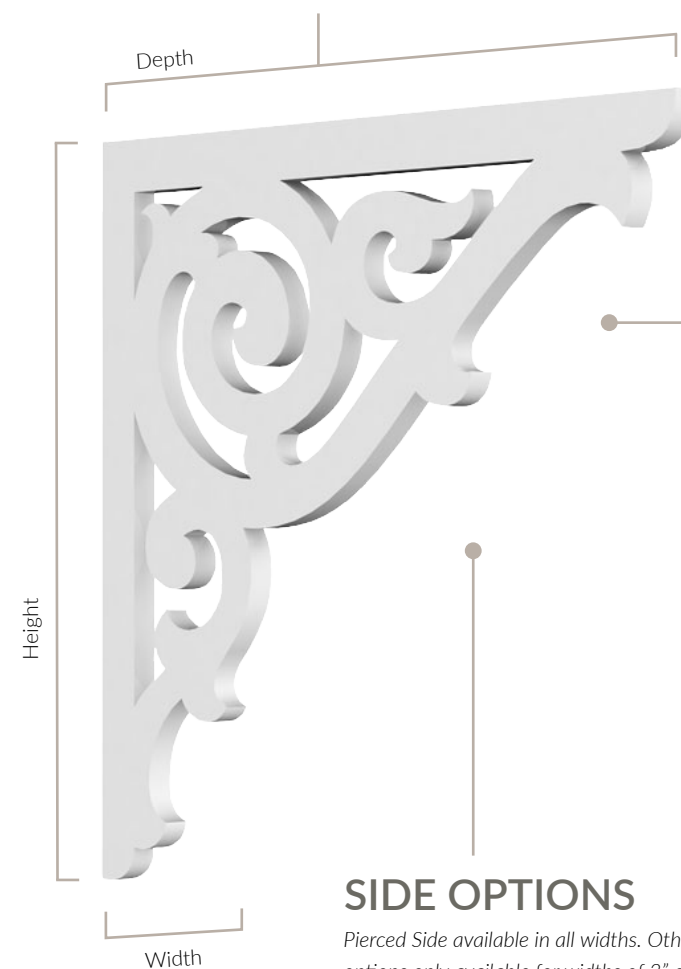
Our high-tech product offers an affordable option for hand-crafted porch braces, arches and brackets. Achieve elegance in your outdoor space with our vast selection of customizable options from the uber-intricate, historically accurate, traditional, modern and farmhouse styles.



- 1 CHOOSE A STYLE: \_\_\_\_\_
- 2 ENTER MEASUREMENTS:  
H: \_\_\_\_ W: \_\_\_\_ D: \_\_\_\_
- 3 PICK SIDE OPTION:  
*Pierced, Offset, Recessed*

## DIMENSIONS

Depth from 4" to 36"  
Height from 4" to 36"  
Width from 5/8" to 8"



## SIDE OPTIONS

*Pierced Side available in all widths. Other options only available for widths of 3" or greater*



PIERCED SIDE



PIERCED SIDE  
OFFSET FRONT



RECESSED SIDE



RECESSED SIDE  
OFFSET FRONT

## STYLES

There are various styles to choose from, including:



HURLEY



ROBIN



ATHENS



VIENNA




WAGON WHEEL

AND  
MORE...



# COLUMNS

PVC columns are one of the most popular because of flexibility and the array of options available. They offer a decorative flair that is unique and sophisticated, yet versatile for the most complex project. They are sturdy, easy to paint, and affordable.



- 1 CHOOSE A STYLE: \_\_\_\_\_
- 2 ENTER MEASUREMENTS:  
H: \_\_\_\_\_ W: \_\_\_\_\_ IW: \_\_\_\_\_
- 3 CHOOSE TOP & BASE:  
*Prairie, Tuscan, Mission, Crown, Standard*

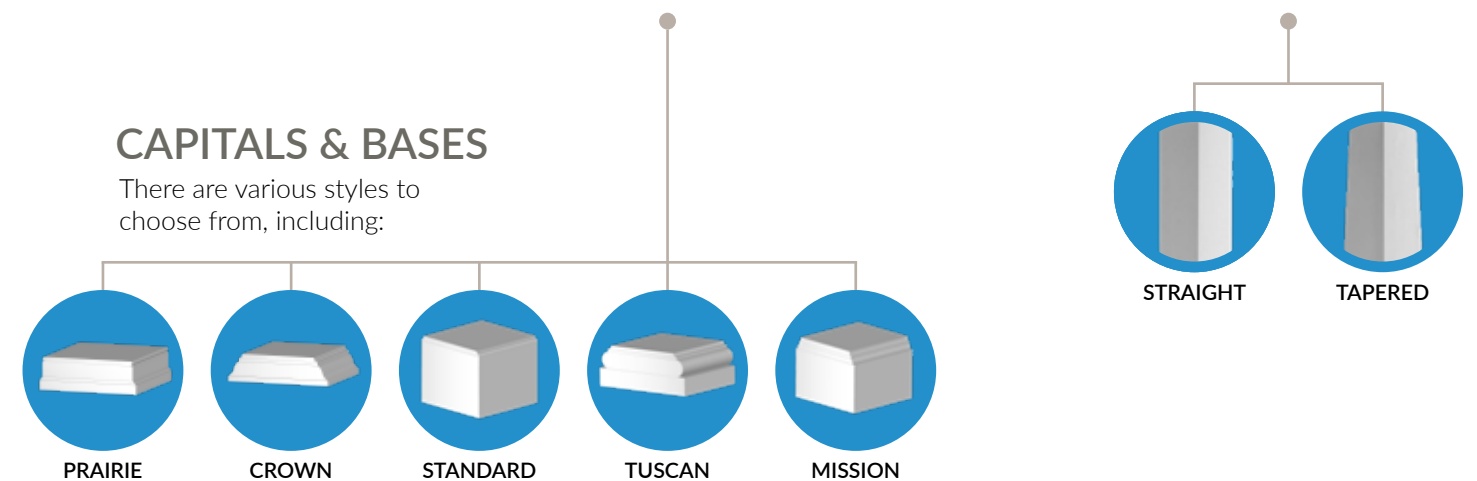
## DIMENSIONS

Height from 48" to 288"  
 Width from 6" to 24"  
 Inside Width of 4 3/8" to 22 3/8"  
 Thickness of 5/8"



## CAPITALS & BASES


There are various styles to choose from, including:





# PILASTERS


High-density PVC is perfect for pilasters because it looks, feels, installs, and paints just like traditional wood, plaster or cement pilasters. This broad product line is durable in harsh weather, resists insects and mold and doesn't splinter or rot and won't fade over time.



- 1 CHOOSE A STYLE: \_\_\_\_\_
- 2 ENTER MEASUREMENTS:  
H: \_\_\_\_ W: \_\_\_\_ P: \_\_\_\_
- 3 CHOOSE APPLICATION:  
*Around Doors & Windows*

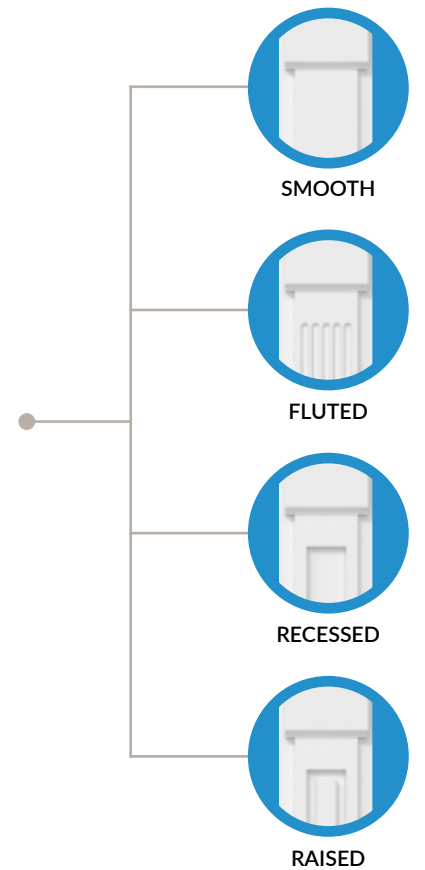
## DIMENSIONS

Height from 4' to 9'  
Width from 6" to 12"  
Projection of 2"



## STYLES

There are various styles to choose from:



They are often used on either side of doorways, by themselves or with crossheads and/or pediments. They can also be used in places other than doorways to provide architectural interest.



# PEDIMENTS


Our modern pediment product line proves to enhance the look of doors and windows or improve an empty exterior space. PVC pediments are extremely quick and easy to install, giving your home a classic and distinctive look.



- 1 CHOOSE A STYLE: \_\_\_\_\_
- 2 ENTER MEASUREMENTS:  
H: \_\_\_\_ W: \_\_\_\_ P: \_\_\_\_
- 3 CHOOSE PLACEMENT  
Window or Entryway

## DIMENSIONS

Height from 12" to 50"  
Width from 24" to 100"  
Projection of 1 3/4"



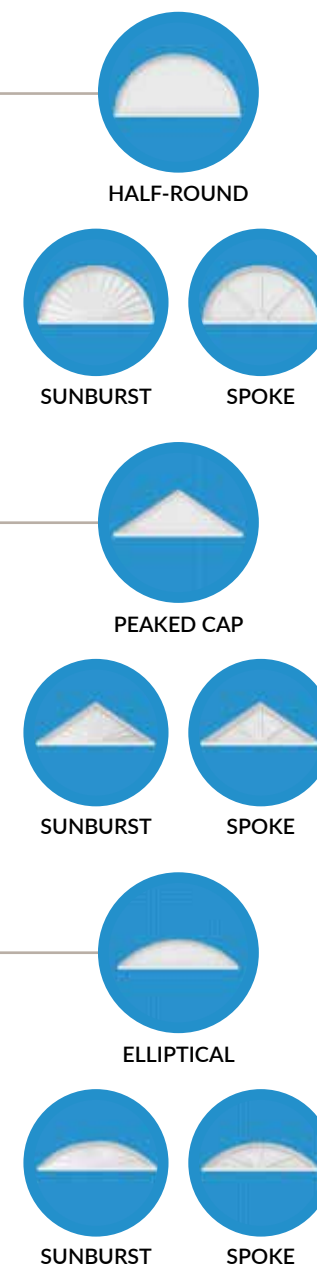
Entryway Placement  
PVC Pilasters on Page 21



Window Placement  
PVC Trim on Page 29

## PEDIMENT STYLES


There are various styles to choose from, including:





# WINDOW SHUTTERS

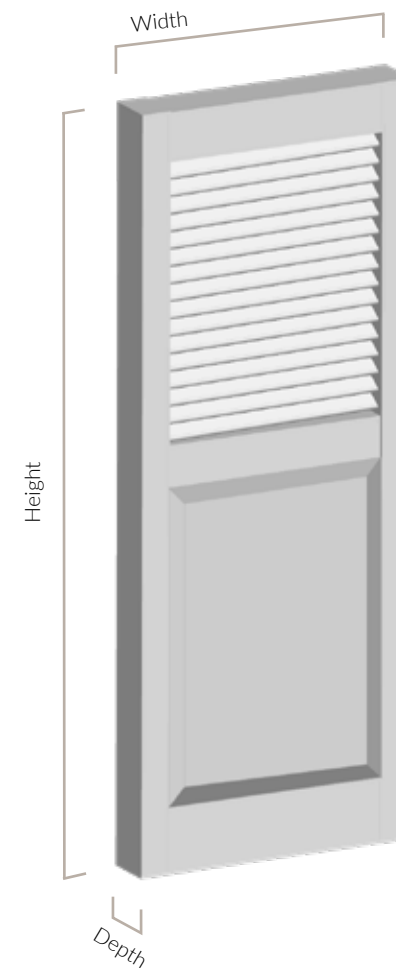
For an authentic look and maintenance-free option, PVC shutters add curb appeal and accentuate your windows with a historic look. PVC won't split, warp, rot or fade; saving you time and money with no annual up-keep.



- 1 CHOOSE A STYLE: \_\_\_\_\_
- 2 ENTER MEASUREMENTS:  
H: \_\_\_\_\_ W: \_\_\_\_\_ D: \_\_\_\_\_
- 3 INSTALL

## DIMENSIONS

Depth from 3/8" to 1"  
Height from 18" to 96"  
Width from 8" to 44"




## STYLES

There are various styles to choose from, including:




LOUVER



FRAMED BOARD & BATTEN



COMBINATION



BOARD & BATTEN



RAISED PANEL

AND MORE...

## MORE OPTIONS



FLAT TOP




ARCH TOP



# WINDOW PANEL

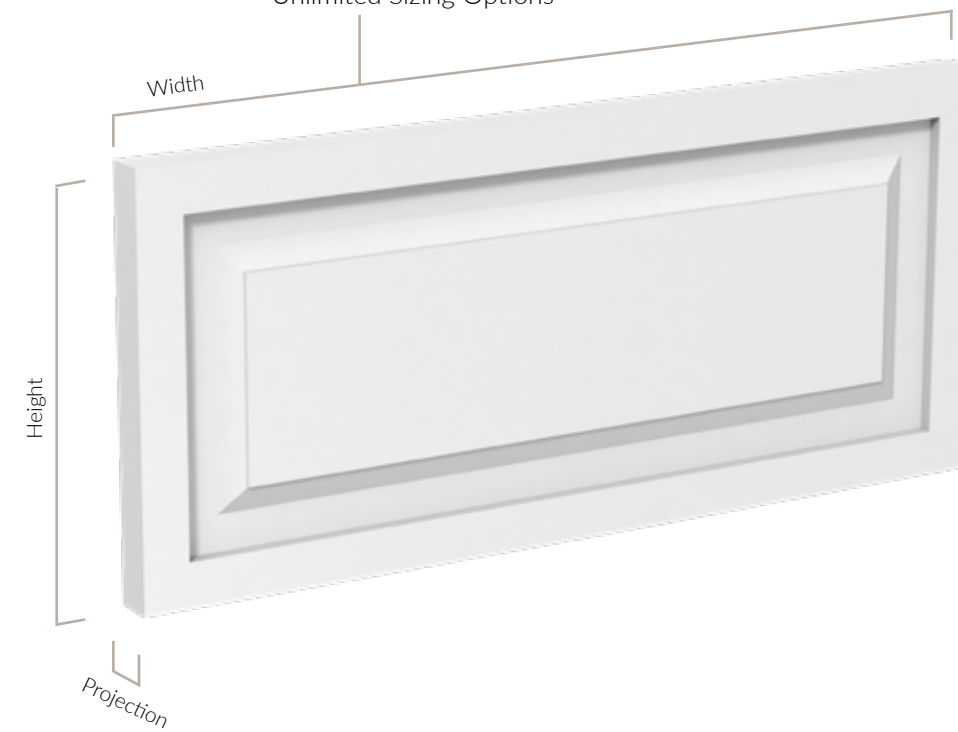
Extend the appearance of your window for a grander style. Our panels span the width of the window frame and can be used above or below to create a transom effect. Create the illusion of larger views with our easy to install, ultra-durable panels.



- 1 CHOOSE A STYLE: \_\_\_\_\_
- 2 ENTER MEASUREMENTS:  
H: \_\_\_\_ W: \_\_\_\_ P: \_\_\_\_
- 3 CHOOSE BUILD:  
*Smooth, Raised Panel, Recessed*


## DIMENSIONS

Projection of 1 1/8"  
Unlimited Sizing Options




## PANEL STYLES

There are various styles to choose from, including:



SMOOTH



RECESSED



RAISED PANEL

AND MORE...



Recessed Panel Window


A major benefit to adding window panels is aesthetically you can accomplish a tailored style by adding elements such as shutters, crossheads or pediments to get an overall impressive appearance.

Find our pilasters on page 21.  
Find our pediments on page 23.  
Find our flat trim on page 29.



## FLAT TRIM

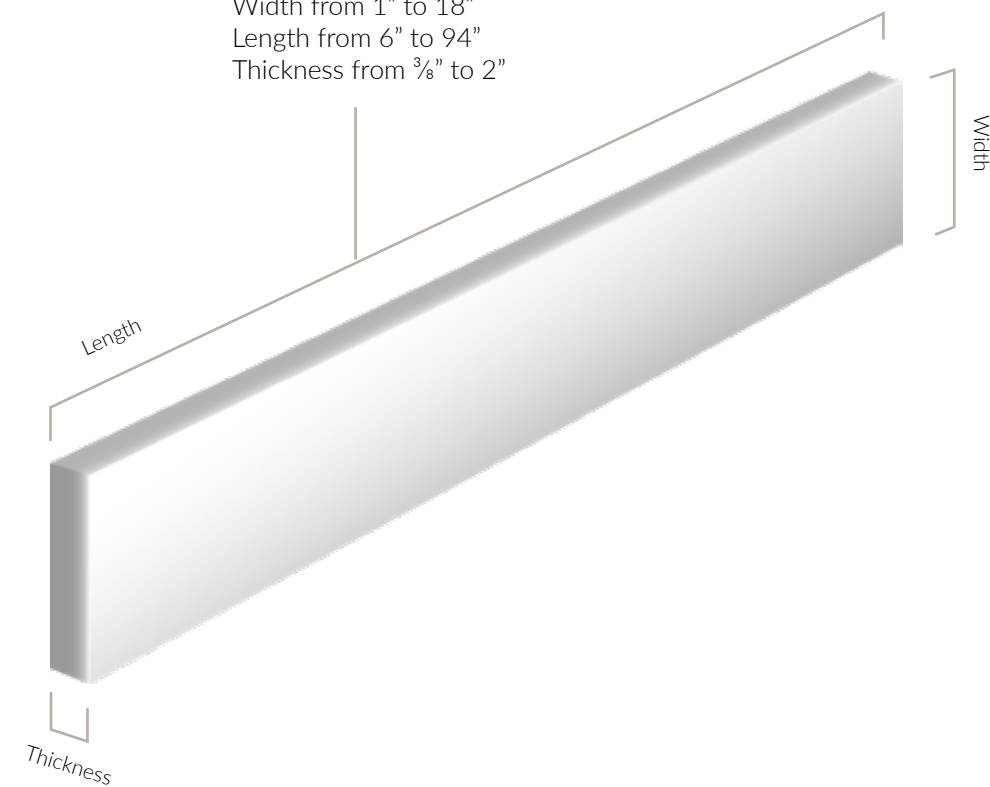
It's more than additional, it's essential. Every house component requires protection and finishing to complete your look. PVC trim helps define architectural style while breathing new life into any interior or exterior, fulfilling your desire for true appeal.



- 1 ENTER WIDTH: \_\_\_\_\_
- 2 ENTER LENGTH: \_\_\_\_\_
- 3 ENTER THICKNESS: \_\_\_\_\_

### DIMENSIONS

Width from 1" to 18"  
 Length from 6" to 94"  
 Thickness from 3/8" to 2"



### PROFILE



1/2"



5/8"



3/4"



1"



1 1/4"


Our flat trim seamlessly matches our customizable sizes of Arch Trim, providing the perfect solution for round, half-round, and elliptical windows.

Find our arch trim on page 31.



# FLAT ARCH TRIM

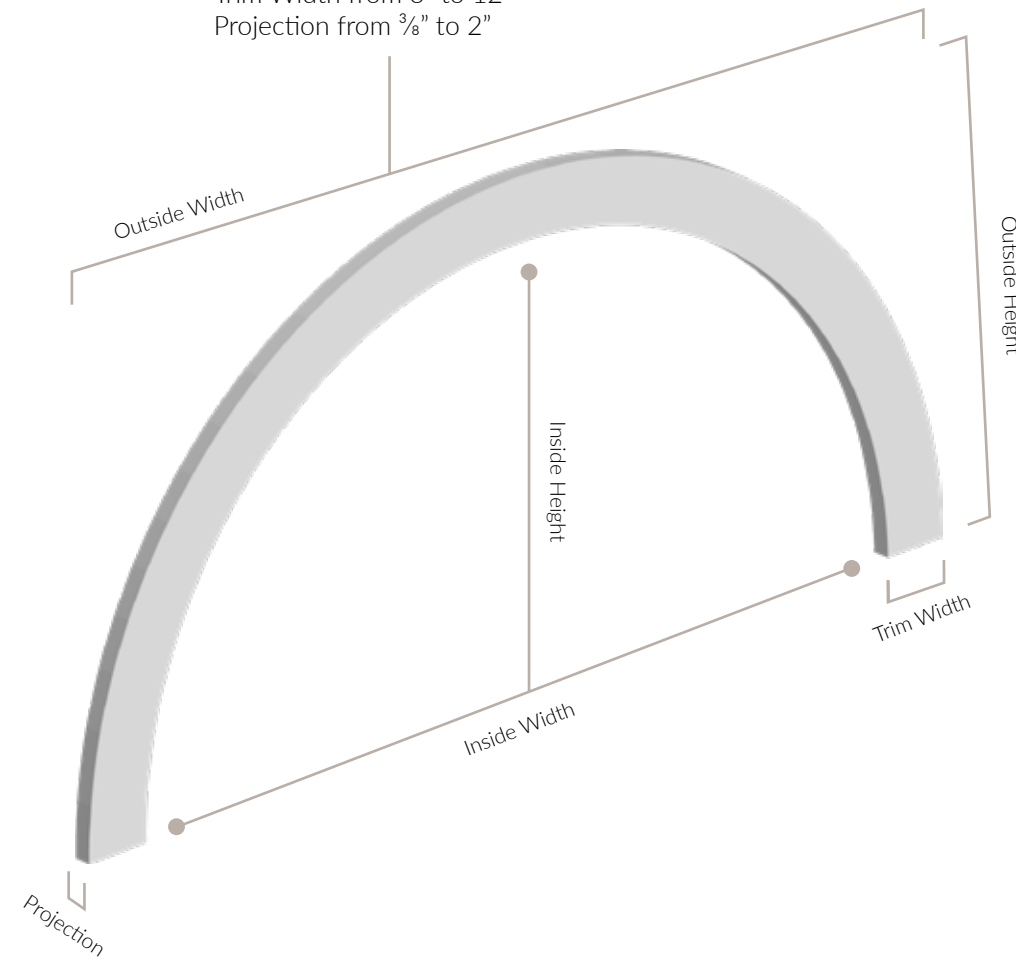
It's more than additional, it's essential. Every house component requires protection and finishing to complete your look. PVC trim helps define architectural style while breathing new life into any interior or exterior, fulfilling your desire for true appeal.



- 1 ENTER INSIDE WIDTH: \_\_\_\_\_
- 2 ENTER TRIM WIDTH: \_\_\_\_\_
- 3 ENTER PROJECTION: \_\_\_\_\_

## DIMENSIONS

Outside Height from 3 1/2" to 48"  
 Outside Width from 7" to 96"  
 Trim Width from 3" to 12"  
 Projection from 3/8" to 2"



## PROFILE

-  1/2"
-  5/8"
-  3/4"
-  1"
-  1 1/4"

Our flat trim arch can be seamlessly combined with our customizable sizes of straight flat trim, providing the perfect solution for round, half-round, elliptical windows and entries, and more.

Find our flat trim on page 29.





## RECESSED VENTS

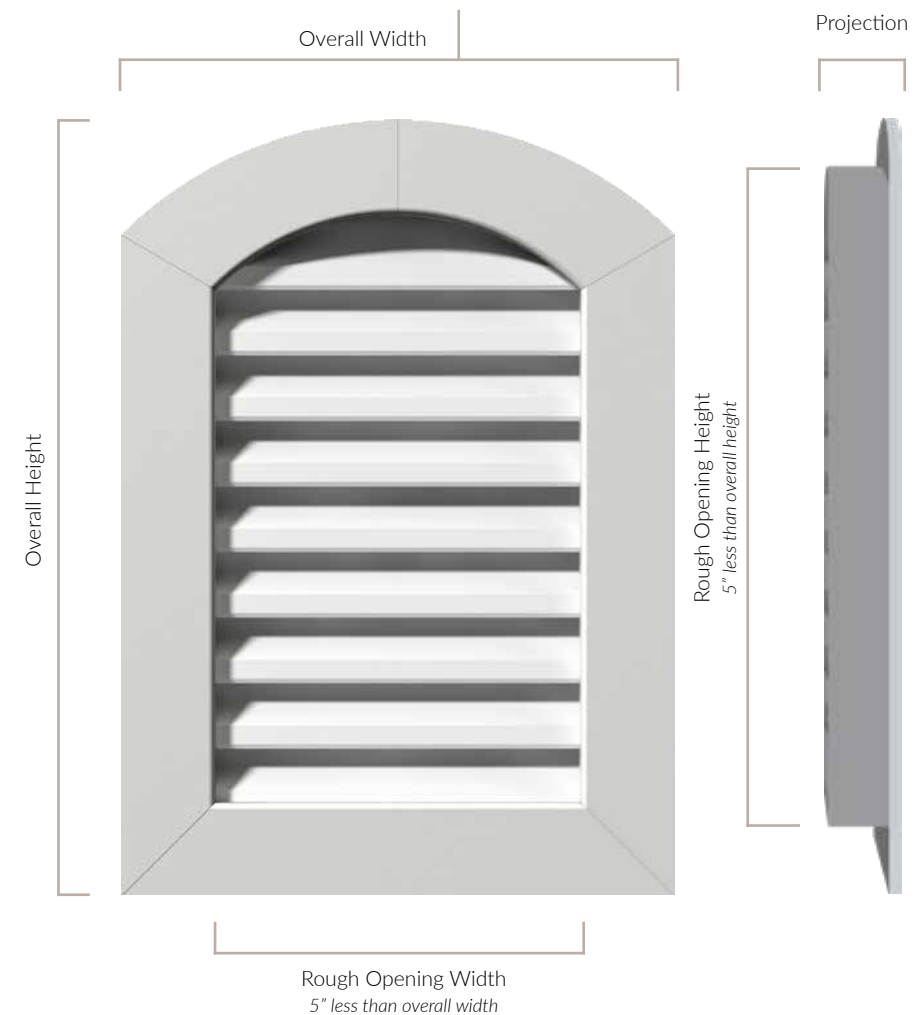
Recessed gable vents are a perfect way to enhance the look of your home while providing attic ventilation. If you are looking for a low-maintenance unique product that has the allure of classic millwork, this PVC vent is the perfect fit for you.



- 1 CHOOSE A STYLE: \_\_\_\_\_
- 2 ENTER MEASUREMENTS:  
H: \_\_\_\_\_ W: \_\_\_\_\_
- 3 RECESSED OR SURFACE  
Surface Mount on page 35

### DIMENSIONS

Overall Height from 17" to 41"  
Overall Width from 17" to 41"  
Projection 3"  
Rough Opening 5" less than Overall



### STYLES

Choose from various gable vent styles or custom styles.



TRIANGLE



ROUND



ARCH TOP

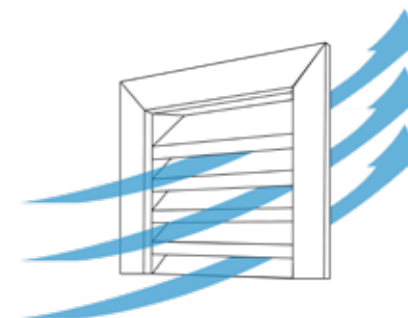


DIAMOND



RIGHT TRIANGLE

CUSTOM  
STYLES



### CONSTRUCTION

- Constructed with PVC
- Assembled by hand
- Allows air flow through the vents




## SURFACE MOUNT VENTS

Surface Mount gable vents allow you to boost the aesthetic value of your home with minimal effort. PVC vents have the same crisp corners as wood, but also have flexibility for curves, arches and sharp angles for a truly custom piece of art for the exterior of your home.



- 1 CHOOSE A STYLE: \_\_\_\_\_
- 2 ENTER MEASUREMENTS:  
H: \_\_\_\_\_ W: \_\_\_\_\_
- 3 CHOOSE AIR FLOW  
Vented or Solid Piece

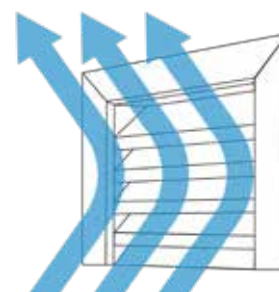


### DIMENSIONS

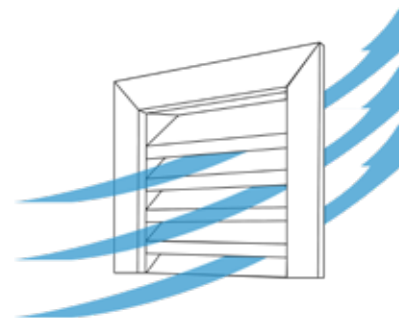
Height from 17" to 41"  
Width from 17" to 41"  
Projection 1"



NON-FUNCTIONAL



FUNCTIONAL



### STYLES

Choose from various gable vent styles or custom styles.



TRIANGLE



ROUND



ARCH TOP



DIAMOND



RIGHT TRIANGLE

CUSTOM  
STYLES


### CONSTRUCTION

- Made from a solid piece of PVC
- Can be vented or decorative
- Mounted to the surface



# WAINSCOTING

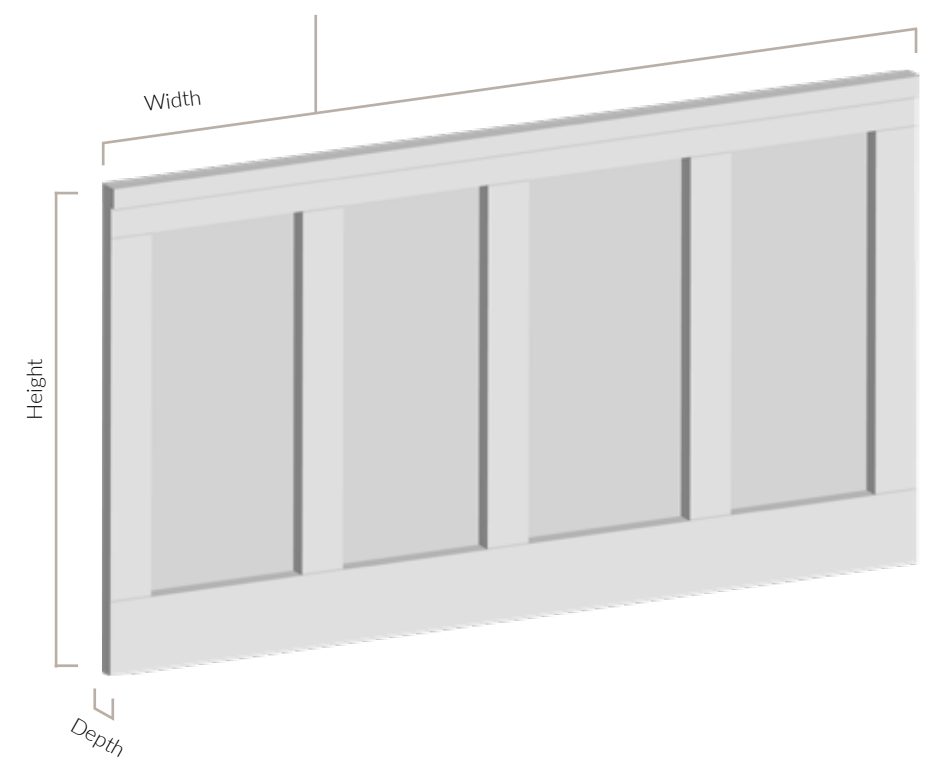
Our innovative line introduces seamless design with precision manufacturing, offering a convenient and efficient installation process. Our panels prove to have an authentic wood look and feel, without the necessary maintenance, delivering better durability and minimal upkeep.



- 1 CHOOSE A STYLE: \_\_\_\_\_
- 2 ENTER MEASUREMENTS:  
H: \_\_\_\_ W: \_\_\_\_ D: \_\_\_\_
- 3 INSTALL


## DIMENSIONS

Height from 20" to 96"  
Width from 20" to 96"  
Depth from 3/8" to 2"



## STYLES

There are various styles to choose from, including:



BEADBOARD



RAISED PANEL



FLAT PANEL

AND MORE...

With our wainscot kits you can achieve a high-end improvement adding value to your home, while also creating a warm and inviting atmosphere. Accomplish a balanced look by adding coordinating crown moulding, a unique ceiling medallion or add unexpected flair with a variety of onlay options.



A Custom Wall Decor  
B Railing

C Pediments  
D Columns

E Brackets



A Flat Arch Trim  
B Pediments

C Corbels  
D Outlookers


E Balustrade




**A** Flat Trim  
**B** Molding

**C** Crossheads  
**D** Wall and Ceiling Panels

**pvc.**  
any  
way  
you



want it.







# pvc.

## all you need to know

## installation tips

### GENERAL KNOWLEDGE

- PVC cannot be used as a structural product in load-bearing applications. Many PVC products will need to be supported by wood or other structural materials.
- Temperature variations will cause PVC mouldings to expand and contract.
- Architectural PVC products can be used both interior and exterior.
- PVC products can be installed anywhere where the temperatures do not exceed 140°F to 150°F.
- PVC products are water proof and will not promote the growth of mold or mildew, allowing them to be installed in wet conditions.

### TESTING RESULTS

ASTM DESIGNATION	TEST TITLE	RESULTS
D256	IZOD Impact Resistance	0.246 ft. lb/in Width
D570	Water Absorption (24 Hour Exposure)	0.50%
D635	Rate of Burn	Failed to Ignite
D638	Tensile Strength	1,889 psi
	Modulus of Elasticity	107,000 psi
	Elongation	10.20%
D648	Heat Deflection Temperature under Load	153°F
D696	Coefficient of Linear Thermal Expansion	0.0000327 in/in F
D790	Flexural Strength	4,019 psi
D792	Specific Gravity / Density	0.55 g/cc
D1761	Fastener Withdrawal - 2" Staples	69
	Fastener Withdrawal - 1" #10 Wood Screw	422
	Fastener Withdrawal - 2" Galvanized Nails	108
D5420	Impact Resistance (Drop Dart)	98
E84	Surface Burn Characteristics	20

### CARE & MAINTENANCE

Glass cleaner has been shown to be the best at cleaning Architectural PVC products, but several commonly-used household cleaners work as well. Avoid harsh cleaning products. Test out the cleaner on a small portion of the product prior to cleaning the entire product with an untested cleaner.

### SAWING & CUTTING

- Standard woodworking equipment can be used for most applications.
- A carbide-toothed blade (80 teeth or more) is recommended if using a power miter saw.

### FASTENING & GLUING

- Mechanical fasteners are always required (nails or screws). Fasteners should be placed between ¾ and 2" from edge of product.
- 6d and 8d galvanized nails work well
- If installing in temperatures 40°F or below, pre-drilling is required.
- A pneumatic nailer with rubber bumpers can be used. Air pressure should be adjusted based on the gun, temperature, and substrate (80-100 psi is typical).
- Fasteners should penetrate at least 1 ½" into substrate.
- DO NOT USE staples, small brads, or wire nails.
- Allowing room for expansion and contraction is always wise, but when using adhesive, there are several manufacturers that have special adhesive and caulking specifically for expanded cellular PVC products. OSI, DAP, and Liquid Nails are some reliable adhesive manufacturers.

### FILLING HOLES & TOUCH UP

After installation is complete, use any of the following products to fill any gaps or nail holes.

- Dap® "All Purpose" Painter's Putty®
- Minwax High Performance Wood Filler
- Elmer's Fill-N-Finish Light Wood Filler
- Sherwin-Williams Shrink Free Spackling

### PAINTING

Architectural PVC products do not need to be painted. Like any exterior product, paint will weather over time and will enhance the product's details and help maintain a consistent color. If you choose to paint, we suggest 100% acrylic latex paint designed for trim with a light reflective value (LRV) of 57 or higher. If the color you choose has an LRV lower than 57, we suggest using Sherwin-Williams VinylSafe® Technology, which is a pigment package that can be used with several of their paint products.

# OUR PVC PRODUCTS

BRACKETS • OUTLOOKERS • BRACES • CORBELS  
RAFTER TAILS • GINGERBREADS • COLUMNS  
PILASTERS • PEDIMENTS • WINDOW PANELS  
FLAT TRIM & ARCH TRIM • GABLE VENTS  
WAINSCOT PANELING • AND MORE!



---

[www.ekenamillwork.com](http://www.ekenamillwork.com)  
[sales@ekenamillwork.com](mailto:sales@ekenamillwork.com)  
(866) 607-0453